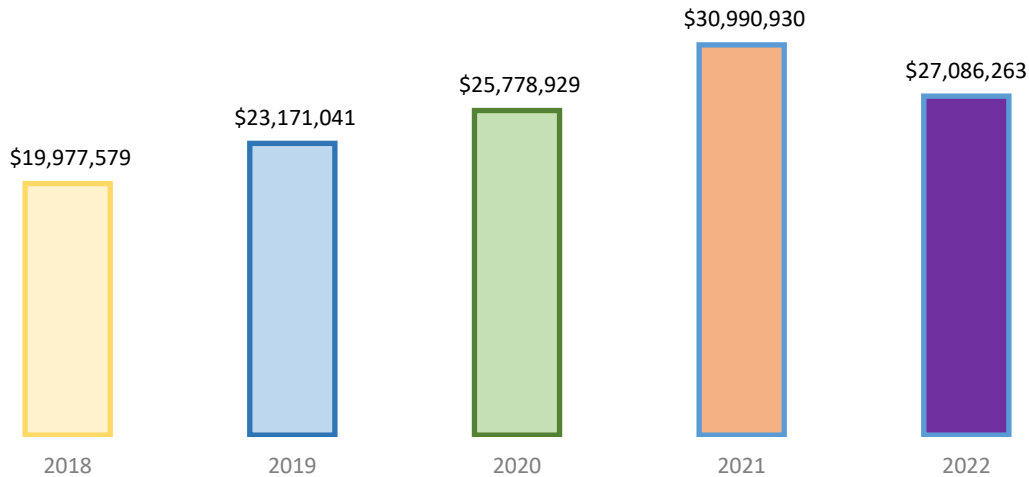


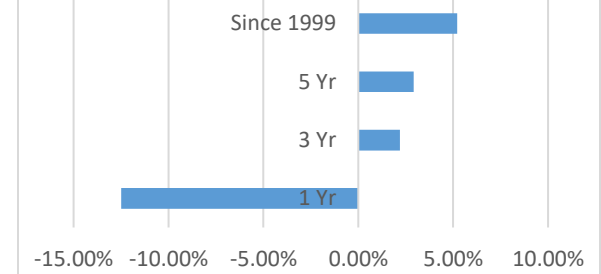
**Cattaraugus Region Community Foundation
Annual Metrics 2022**

ASSETS

Total Investment Portfolio



Rate of Return



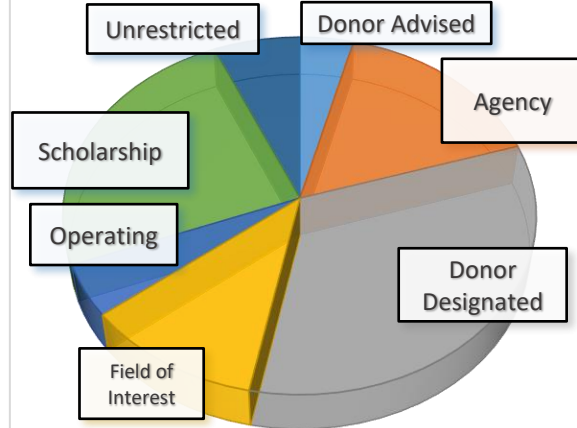
	1 Yr	3 Yr	5 Yr	Since 1999
Return %	-12.50%	2.19%	2.92%	5.21%

2022 Assets by Fund Type

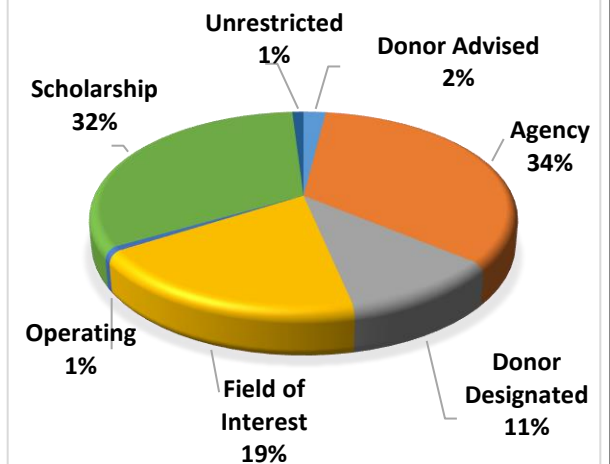
	Amount	Number
Donor Advised	\$ 1,083,212	6
Agency	\$ 4,336,300	102*
Donor Designated	\$ 8,895,390	32
Field of Interest	\$ 3,027,957	58
Operating	\$ 1,265,924	2
Scholarship	\$ 6,582,043	97
Unrestricted	\$ 1,750,450	3

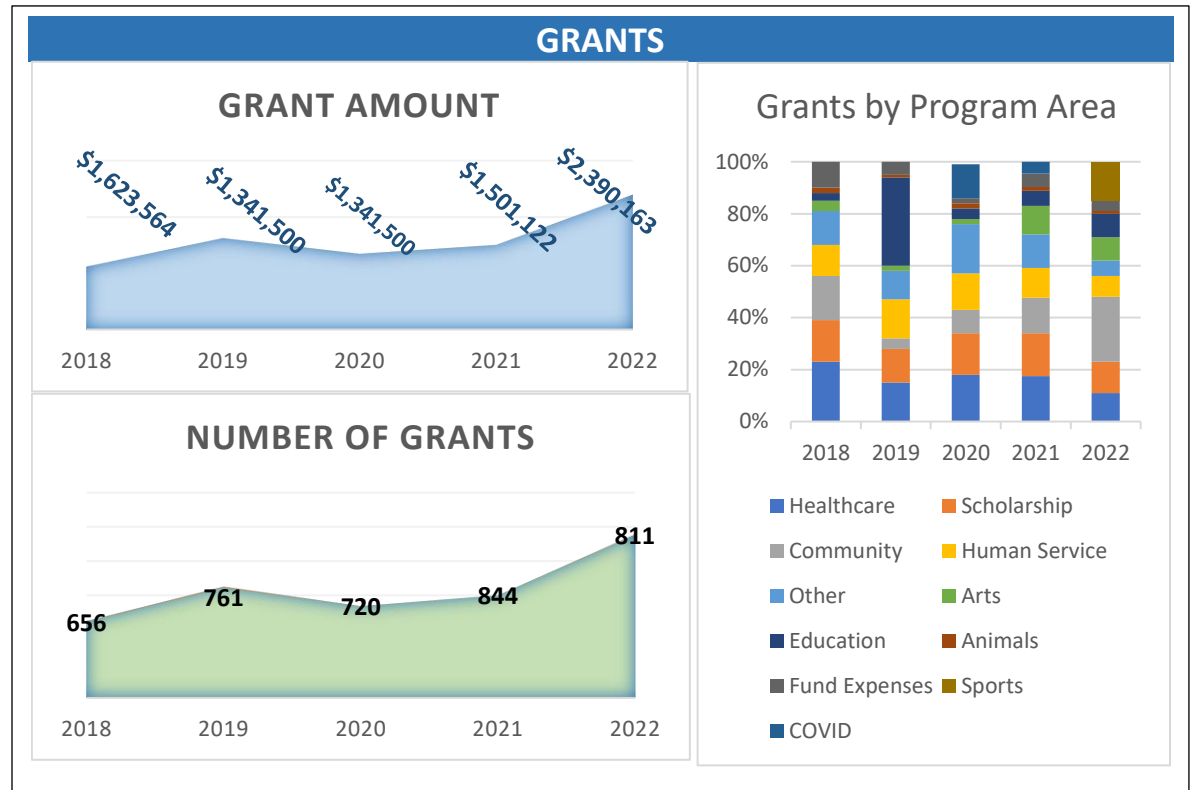
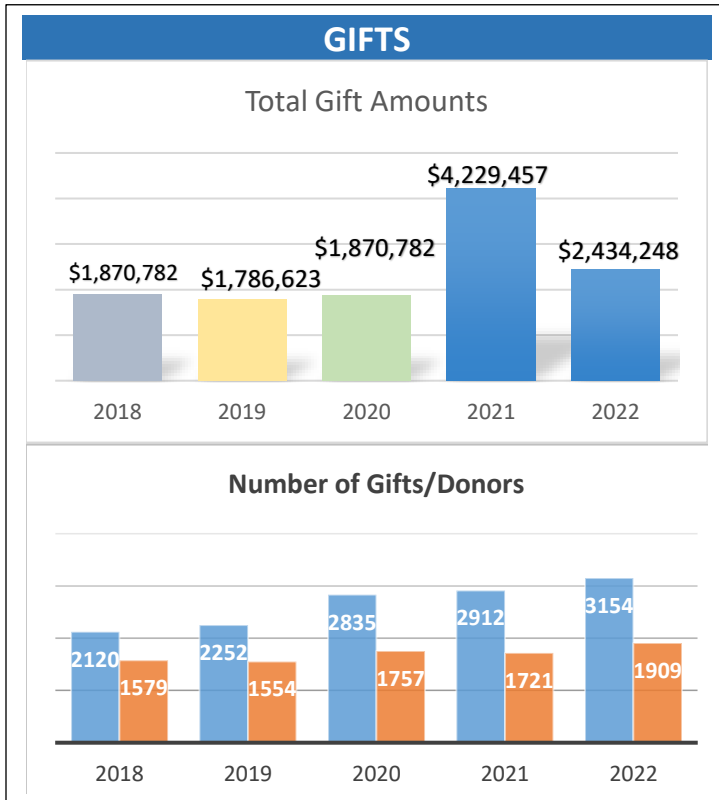
*Includes all YMCA sub-funds
Total number of Funds: 300
Funds established in 2022: 21

ASSETS BY FUND TYPE



NUMBER OF FUNDS BY TYPE





OPERATIONS

	Net Operating Assets	Operating Endowment	Operating Endowment Distribution	Expenses
2018	\$ 166,590	\$ 908,614	\$ 41,350	\$ 339,730
2019	\$ 197,457	\$ 1,027,009	\$ 47,794	\$ 327,357
2020	\$ 241,926	\$ 1,077,775	\$ 49,955	\$ 335,180
2021	\$ 356,502	\$ 1,145,820	\$ 50,648	\$ 360,238
2022	\$ 322,693	\$ 943,231	\$ 52,337	\$ 428,047